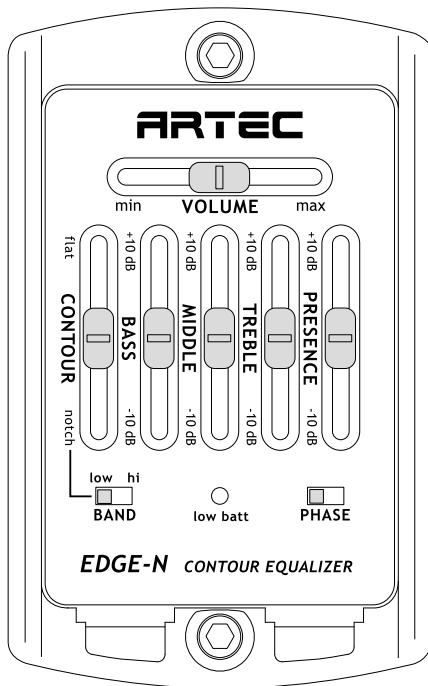


EDGE-N

4 Band Equalizer preamp with Contour control

ARTEC
<http://artecsound.com>



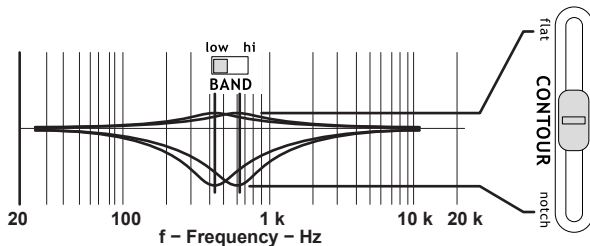
FEATURES

4 Band EQ.

- PRESENCE : Very high range
- TREBLE : High range
- MIDDLE : Mid range
- BASS : Low range

VOLUME : Master output level

CONTOUR : Depth control of notch tone filter



BAND : Frequency of notch filter

PHASE : Phase reverse switch to reduce feedback.

SPECIFICATION

BATTERY :

9V Battery (6F22 or equivalent)

VOLTAGE RANGE :

Min 7V to Max 12V

INPUT IMPEDANCE :

1Mohm

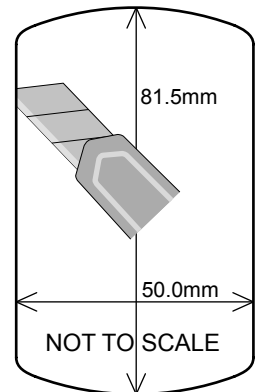
OUTPUT IMPEDANCE :

1Kohm

Power is OFF when unplugging output jack.

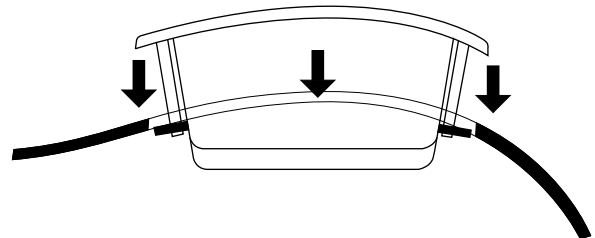
INSTALLATION

1. Find the location having the same curve as EDGE EQ on the side of guitar




2. Cut out the hole with template

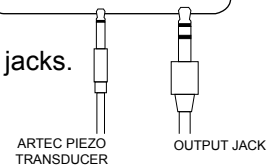
3. Insert EDGE EQ into hole of guitar.
(Two clamps must be fully unfastened)



4. Fasten two hex screws properly.



5. Put plugs into jacks.



6. Open top cover and insert 9V battery.

